

**Cairo-Durham Central School District
2015-2016 District Goal Results and Next Steps**

Summary

Graduation Rate Goal - Graduation Rate increased slightly from 82.1% to 82.3%, not quite reaching our target of 85%

Proficiency/Mastery Goal - At the High School level proficiency rates rose by more than 7% and mastery rates rose by almost 3%. Proficiency Rates at grades 3-8, rose in Math, but remained relatively flat in ELA. While we haven't yet reached our goal continued progress is being made.

Course Pass Rate Goal - Course failures were decreased by 19%, almost doubling our target of 10%.

Reading Level Goal - District Wide, percentage of students reading on or above grade level was raised from 48% to 52%.

Attendance Goal - Percentage of students present for at least 160 days of school rose from 77% to 86%, doubling our goal.

Graduation Rate Goal

By June 2016, we will increase our 4 year graduation rate by 3%

Our 2015 4 year graduation rate for the 2011 cohort was 82%. Our goal was to increase this number to 85% for the 2012 cohort, or the graduating class of 2016. Although our 2016 graduation rate remained at 82%, there was some positive growth for both the 2013 cohort and the 2015 cohort with regards to credits earned and being on pace for graduation.

Goal Met - Not yet, but significant progress was made and the graph shows the significant progress that has been made over the last several years towards increasing our graduation percentage. The last three years represent the district's highest graduation rates over the last 12 years.

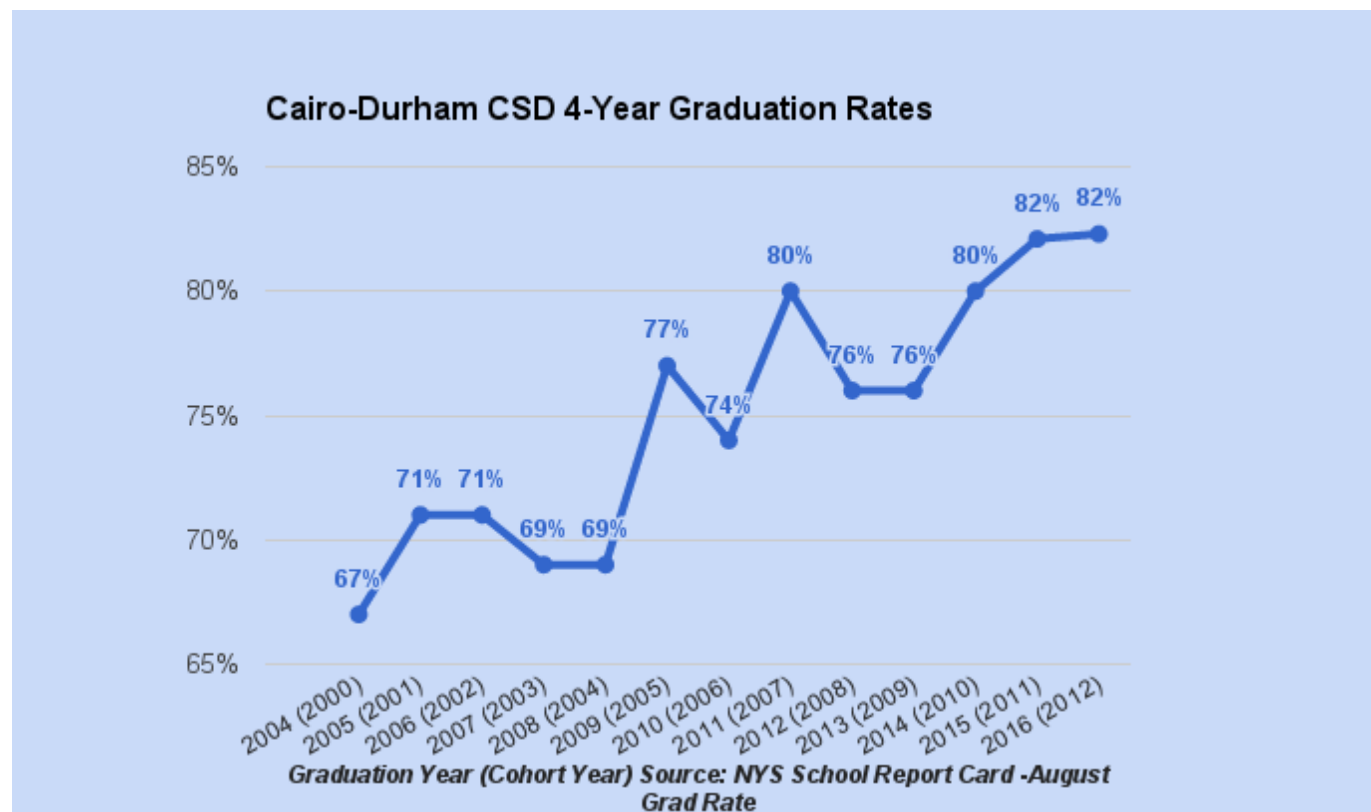
Actions Taken - Project Graduation for Seniors, Assigning Staff Mentors to students, Early identification of students and intervention including credit recovery through APEX.

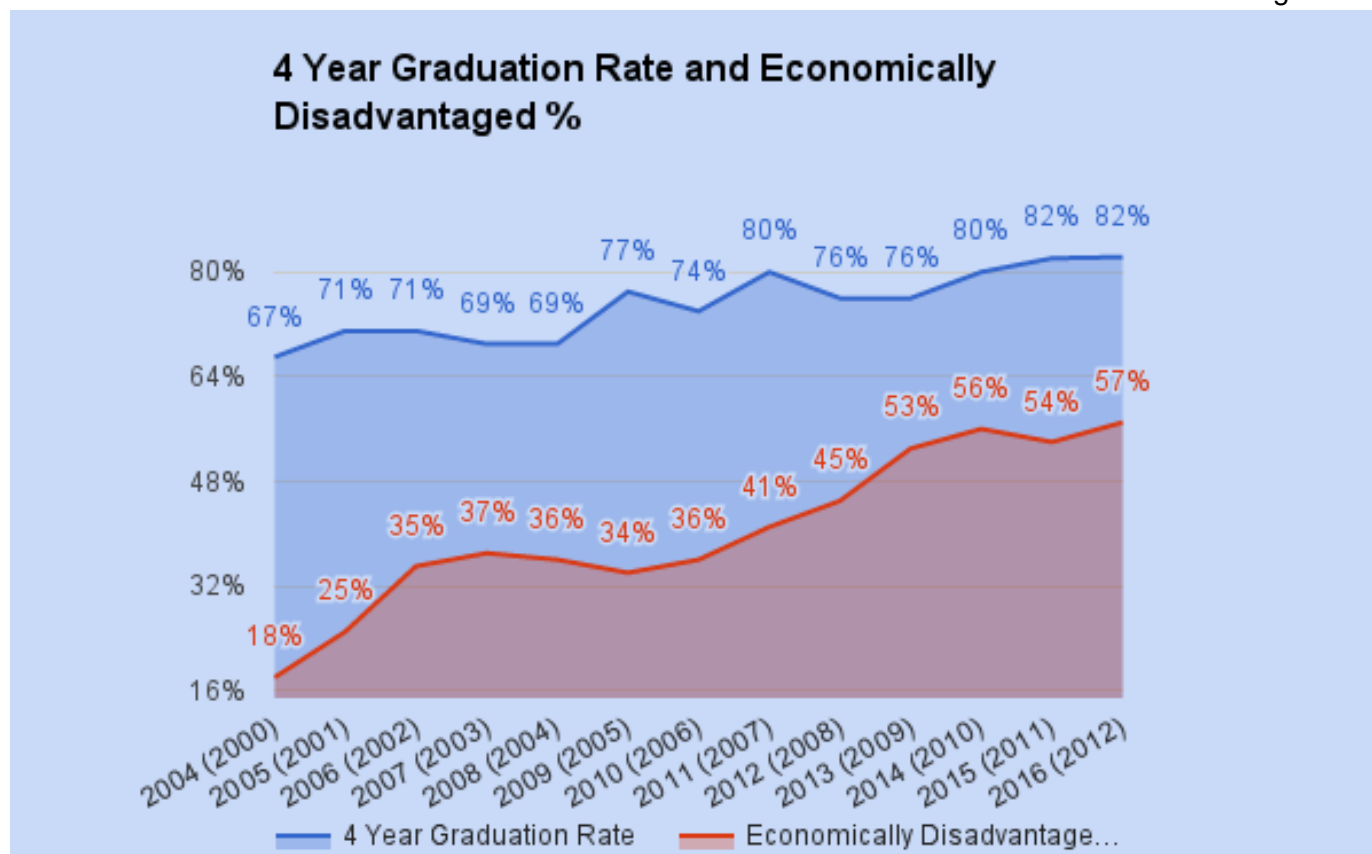
Next Steps - For the 2016-2017 School Year, initiatives around early intervention will continue and our goal will remain as a 3% increase in Graduation Rate with a Goal of 85% by June 2017. Over the course of the 16-17 school year, we will be tracking the percentage of students who are passing 5 or more classes at the end of each quarter.

<u>9th Grade - 2015 Cohort</u>		<u>10th Grade - 2014 Cohort</u>		<u>11th Grade - 2013 Cohort</u>		<u>12th Grade - 2012 Cohort</u>	
<u>14-15</u>	<u>15-16</u>	<u>14-15</u>	<u>15-16</u>	<u>14-15</u>	<u>15-16</u>	<u>14-15</u>	<u>15-16</u>

<u>**% who passed five or more classes</u>	<u>% earning 6 or more credits</u>	<u>% earning 6 or more credits</u>	<u>% earning 11 or more credits</u>	<u>% earning 11 or more credits</u>	<u>% earning 17 or more credits</u>	<u>% earning 17 or more credits</u>	<u>4yr Graduation Percentage</u>
<u>83.33%</u>	<u>85.39%</u>	<u>91.01%</u>	<u>84.62%</u>	<u>82.18%</u>	<u>85.15%</u>	<u>84.31%</u>	<u>83.00%</u>
	<u>2.06%</u>		<u>-6.39%</u>		<u>2.97%</u>		<u>-1.31%</u>

**9th Grade baselines were established based upon the % of students who passed five or more classes because they do not yet have earned high school credits in most cases.





Proficiency/Mastery Goal

By June 2016, we will increase the percentage of students who are achieving proficiency and mastery on state assessments by 4 percent.

There were definitely some bright spots around our proficiency/mastery data with significant increases in several areas. At the high school level, targets around proficiency on Regents exams were met with increases of almost 7%. However, mastery rates did not quite make our 4% target with mastery rates rising by just under 3%. Overall, in grades 3-8 we experienced moderate growth in Math with an overall increase of 2.63%. However, in ELA our overall growth was flat with increases of less than 1%.

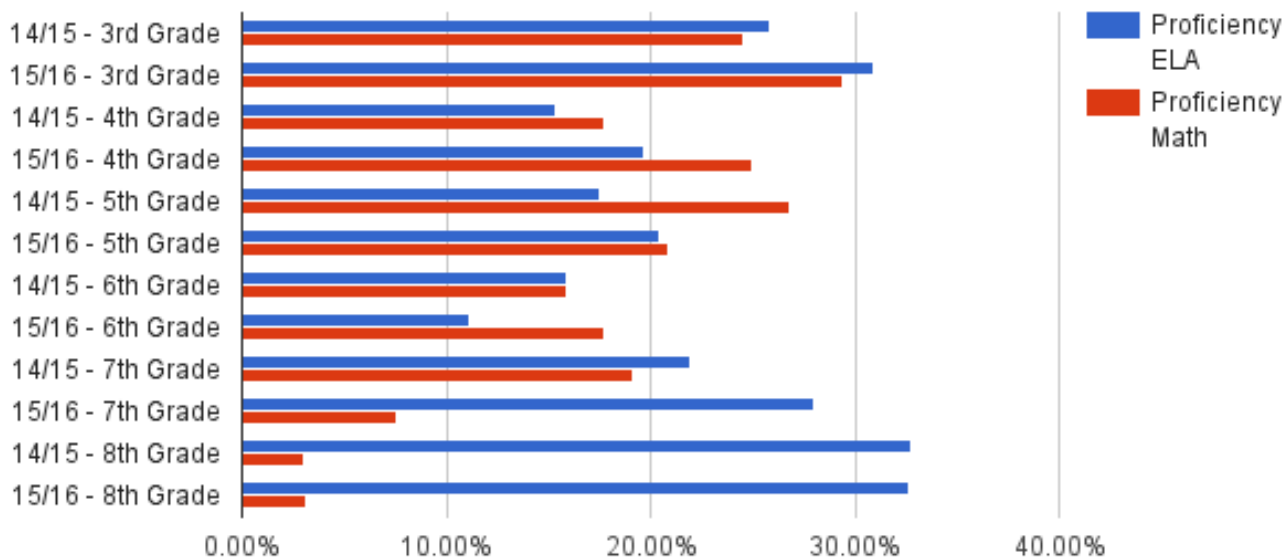
Goal Met - Partial, but not completely

Actions Taken - Data Teams, RTI/AIS, Enrichment Activities, iReady

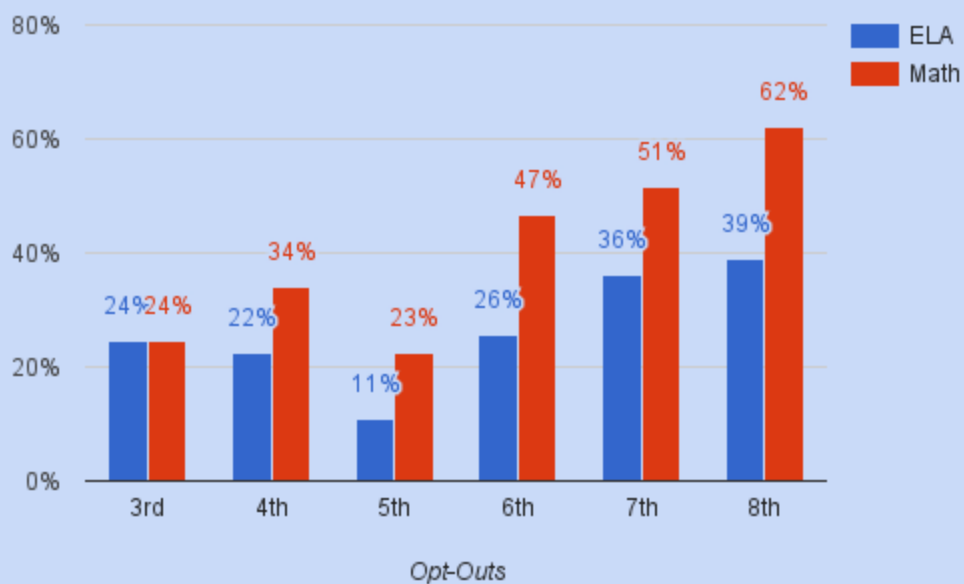
Next Steps - Building and District Wide initiatives to increase assessment participation. Our assessment 'Opt Outs' had a significant impact on on proficiency rates and hinders our ability to gauge student progress as compared to other measures and make curricular adjustments. Walk-Throughs focused on Student Engagement, Questioning and Discussion, and Ongoing Use of Formative

Assessment Data will drive professional development throughout the school year. Instructional Coaches will also work with faculty in these areas.

Proficiency ELA and Proficiency Math



ELA and Math Opt-Outs by Grade Level



Course Pass Rate Goal

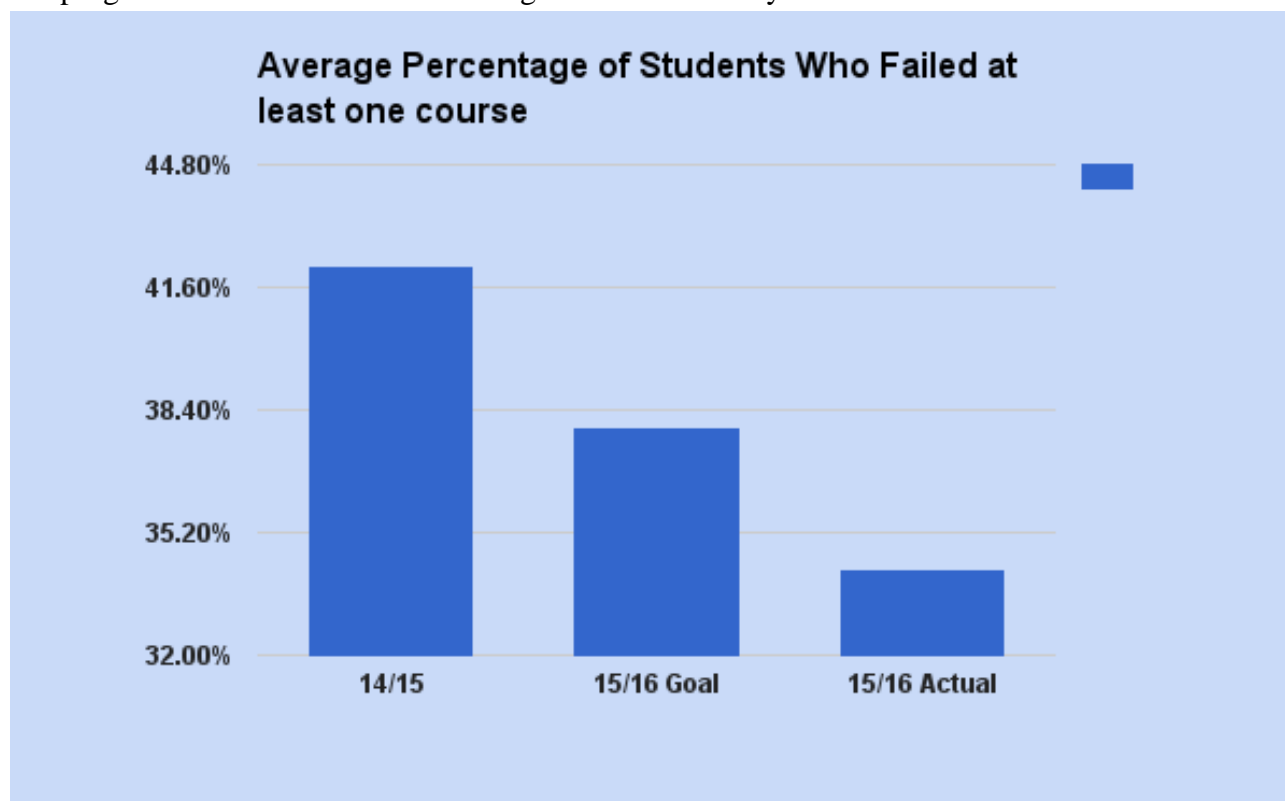
By June 2016, we will decrease the percentage of students who failed one or more courses by at least 10% as measured at each interim and quarter compared to the previous year.

In the 2014-2015 School year, on average 283 students failed one or more classes during each reporting period, representing just over 42% of our student population in grades 6-12. For 2015-16 our goal was to reduce this number by 10% or 28 students per reporting period. By the end of the 2015-16 school year, we had decreased the number of students who had failed courses during each reporting period by 19% or 46 students.

Goal Met - YES, the 19% reduction almost doubles our initial goal.

Actions Taken - Increased awareness around course failures, student tracking, school and class rewards around decreases.

Next Steps - It is important to emphasize that all interim periods are included when calculating averages and historically, course failures have been significantly higher during interim reporting periods as compared to quarters. This therefore affects overall averages. As you can see from the chart, significant progress was made, however significant failures still remain. Our goal is to continue our progress and decrease failures during the 16-17 school year.



Reading Level Goal

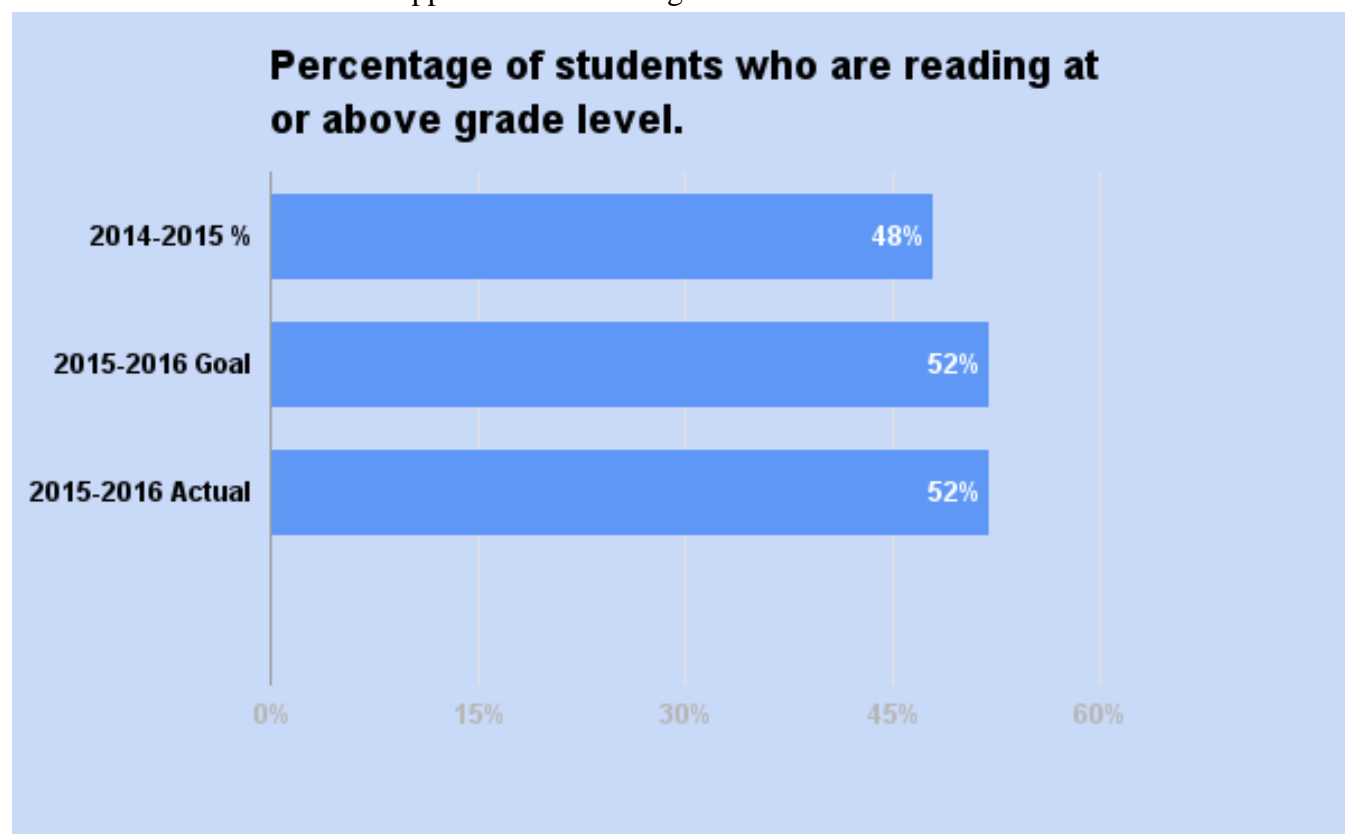
By June 2016, we will increase the percentage of students who are reading at or above grade level at each grade level by 4%.

Based upon our 2014-15 iReady and F&P score reports, 48% of students in grade K-8 were reading on grade-level. For the 2015-16 school year, our goal was to increase this percentage by 4%. Based upon year-end data reports from iReady, 52% of district students were reading at or above grade level, meeting our target for the school year. iReady data shows that expected growth at all levels was within expected growth ranges and in some cases exceeded expected growth. However, assessment scores as well as both iReady and F&P data indicate that our students are not reading on grade level in 6 out of 9 grade levels.

Goal Met - YES, percentage of students reading on or above grade rose by 4 percent.

Actions Taken - Data Teams, RTI/AIS, Enrichment Activities, iReady, Reading, Writing Workshop Model, K-8 Uniform Vocabulary Initiative, Embedded Staff Development

Next Steps - For the 2016-2017 school year, our goal is to continue to increase the percentage of students who are reading at or above grade level by 4 percent. To support this goal Instructional Coaches will also be used to support teachers throughout the district.



Attendance Goal

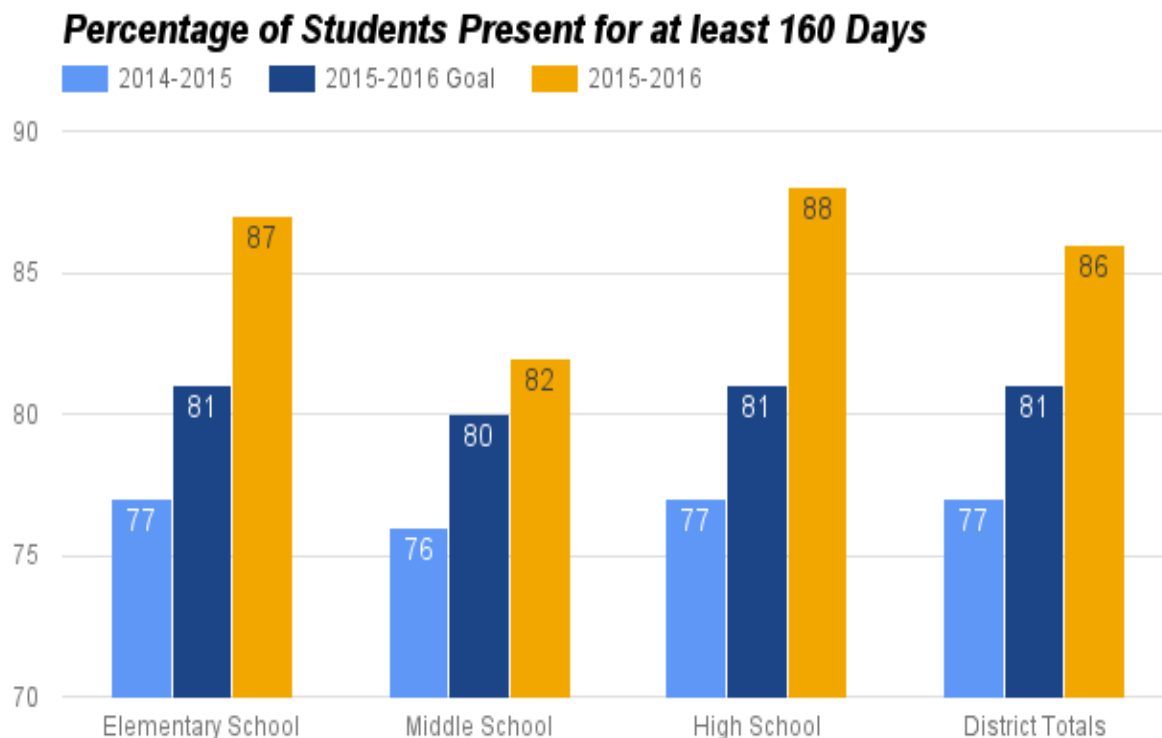
By June 2016, we will increase the percentage of students who are present for at least 160 days of school by 4%.

At the beginning of the 15-16 school year, knowing that having students here with greater frequency would result in positive growth in other areas, we set out to increase the number of students who were present for at least 160 days of school. In the 2014-2015 school year only 943 students were present for at least 160 days of school representing only 77% of our total student population. Based upon enrollment, we set out with the ambitious target to increase this number by a seemingly insurmountable 95 students. At the end of June 2016, not only had we achieved this target but also increased the number of students who were present for at least 160 days of school by 161 students, representing growth of over 9% and more than doubling our goal.

Goal Met - YES, our goal of 81% was exceeded with 86% of students district wide present for at least 160 days of school.

Action Steps - Early Intervention, Attendance Coordinators and Committee, school based initiatives, focus on all staff involvement in reaching this goal.

Next Steps - For the 2016-2017 school year, our district goal will remain at 4% with the goal of further reducing student absences and increasing the percentage of students who are present for at least 160 days of school.



2016-2017 District Goals

Same Five Areas - By maintaining the same five targets, we can establish consistency around our goals in order to make sure that they are known and understood by all stakeholders so that we are all working together to achieve our targets.

Graduation Rate Goal - By June 2016, we will increase our 4 year graduation rate by 3% to 85%.

Proficiency/Mastery Goal - By June 2016, we will increase the percentage of students who are achieving proficiency by 4% in grades 3-8 and mastery on Regents Exams by 4 percent.

Course Pass Rate Goal - By June 2016, we will decrease the percentage of students who failed one or more courses by at least 8% as measured at each interim and quarter compared to the previous year.

Reading Level Goal - By June 2016, we will increase the percentage of students who are reading at or above grade level at each grade level by 4%.

Attendance Goal - By June 2016, we will increase the percentage of students who are present for at least 160 days of school by 4%.